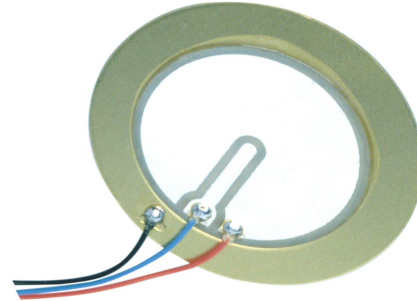


**MODEL:** CEB-35FD29 | **DESCRIPTION:** PIEZOELECTRIC DIAPHRAGM

**FEATURES**

- piezo element
- flexibility to design housing
- feedback loop



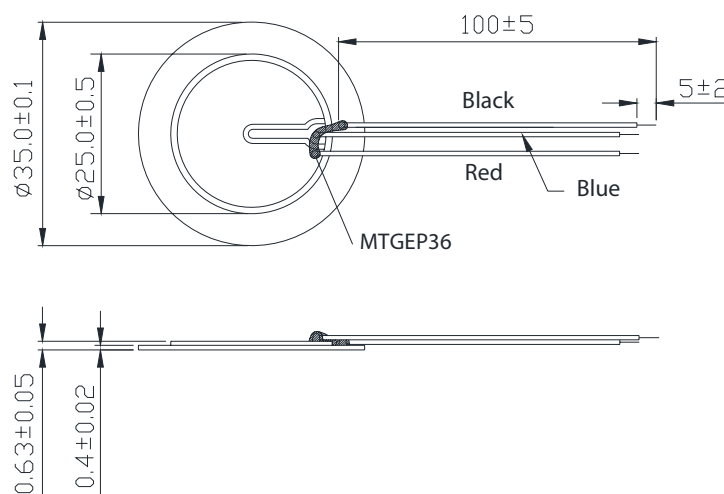
**SPECIFICATIONS**

| parameter              | conditions/description              | min    | typ    | max    | units |
|------------------------|-------------------------------------|--------|--------|--------|-------|
| operating voltage      |                                     |        |        | 30     | Vp-p  |
| resonant frequency     |                                     | 2,400  | 2,900  | 3,400  | Hz    |
| resonant impedance     | only for piezo element without wire |        |        | 500    | Ω     |
| electrostatic capacity | at 1 kHz / 1 V                      | 17,500 | 25,000 | 32,500 | pF    |
| dimensions             | Ø35 x 0.63                          |        |        |        | mm    |
| weight                 |                                     |        |        | 3.5    | g     |
| material               | brass                               |        |        |        |       |
| terminal               | wire type                           |        |        |        |       |
| operating temperature  |                                     | -20    |        | 70     | °C    |
| storage temperature    |                                     | -30    |        | 80     | °C    |
| RoHS                   | 2011/65/EU                          |        |        |        |       |

Notes: 1. All specifications measured at 5~35°C, humidity at 45~85%, under 86~106kPa pressure, unless otherwise noted.

**MECHANICAL DRAWING**

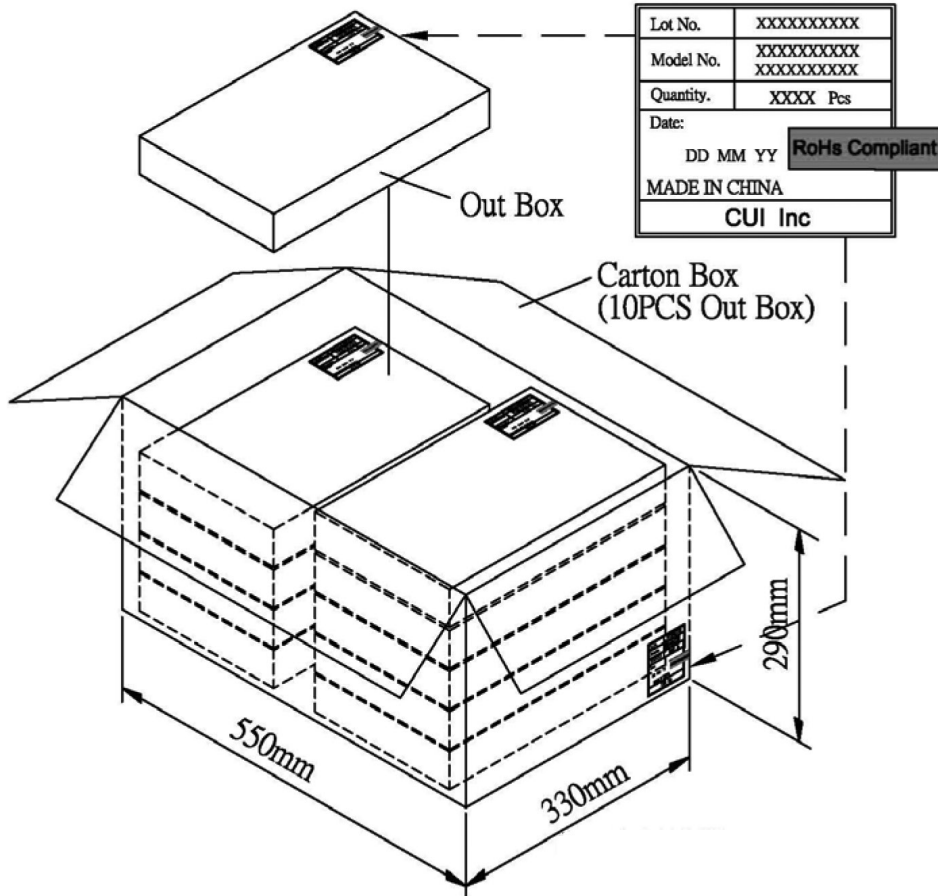
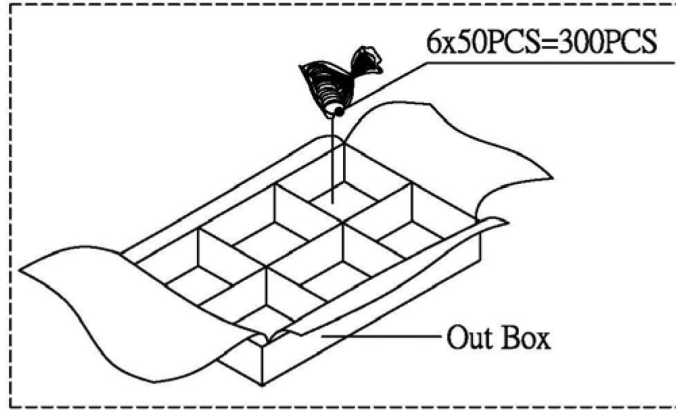
units: mm  
 tolerance: ±0.5 mm  
 wire: UL 1571 32 AWG



## PACKAGING

units: mm

Inner Box QTY: 300 pcs per box  
Carton Size: 550 x 330 x 290 mm  
Carton QTY: 3,000 pcs per carton



## REVISION HISTORY

---

| <b>rev.</b> | <b>description</b>         | <b>date</b> |
|-------------|----------------------------|-------------|
| 1.0         | initial release            | 06/25/2007  |
| 1.01        | increased depth to 0.63 mm | 03/08/2018  |

The revision history provided is for informational purposes only and is believed to be accurate.



**CUI INC**<sup>®</sup>

**Headquarters**  
20050 SW 112th Ave.  
Tualatin, OR 97062  
**800.275.4899**

Fax 503.612.2383  
**cui.com**  
techsupport@cui.com

CUI offers a one (1) year limited warranty. Complete warranty information is listed on our website.

CUI reserves the right to make changes to the product at any time without notice. Information provided by CUI is believed to be accurate and reliable. However, no responsibility is assumed by CUI for its use, nor for any infringements of patents or other rights of third parties which may result from its use.

CUI products are not authorized or warranted for use as critical components in equipment that requires an extremely high level of reliability. A critical component is any component of a life support device or system whose failure to perform can be reasonably expected to cause the failure of the life support device or system, or to affect its safety or effectiveness.